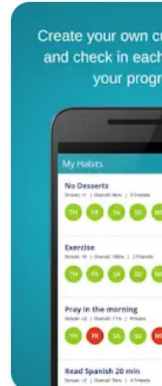




HabitShare - Habit Tracker
Luke Bickston

4.3 ★
742 reviews

100K+
Downloads



Alright, let's get started!

Navigate to the App Store
and search for

“HabitShare – Habit Tracker”

(This app is available for BOTH iOS and Android devices.)

< Search



HabitShare -
Habit Tracker

Track Habits with Your Friends



Download the app by clicking the



or



button.



HabitShare

Sign up

Log in



Great!

Now let's create an account.

Click the "Sign Up" button and fill out some basic information.



Add a habit to get started!



Fantastic!

Now let's start a
30-Day Challenge!

Click the "Add" button at the top of
the main screen.

← Add Habit Save

Habit Title

Description (Optional)

Frequency Daily

Shared With 0 Friends

Reminders

Home Friends Messages Settings

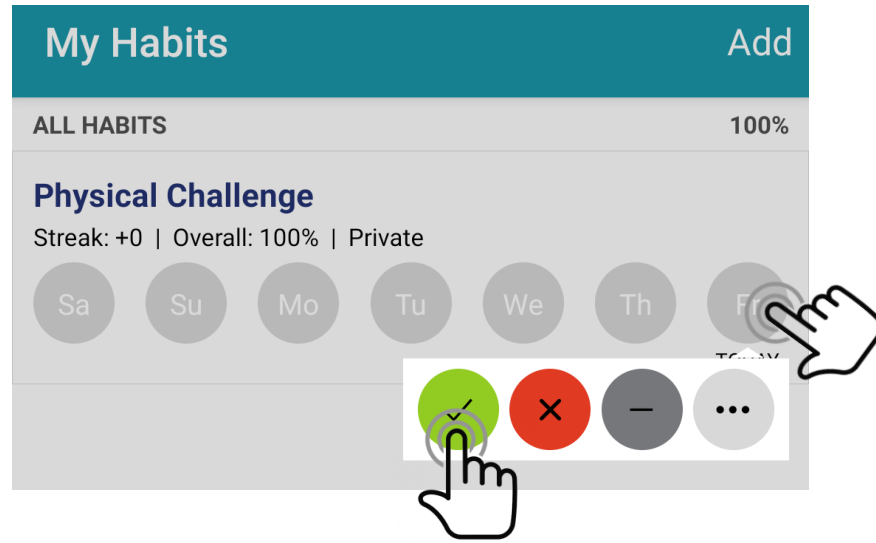
On the “Add Habit” screen:

Name your Challenge
(Example: Physical – Whole Foods)

**Add a Description for quick
reference.**

**Set your desired Frequency and
Reminders.**

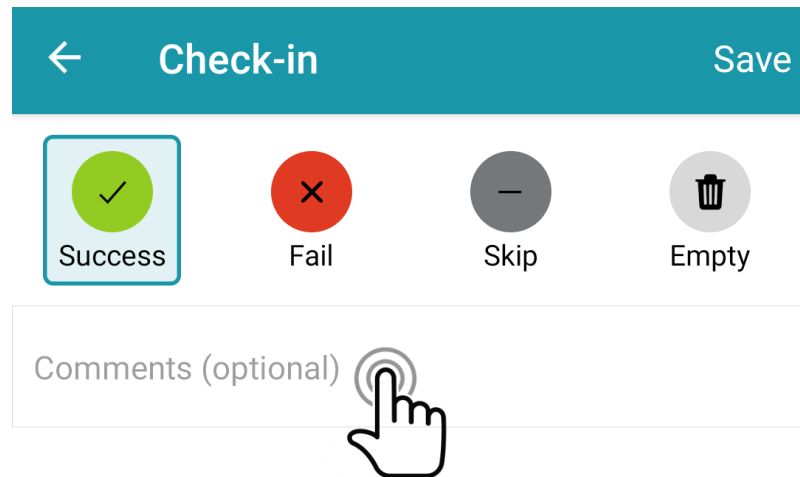
Save your Challenge at the Top!



Tracking a Challenge is simple.

Tap the day you want to track the Challenge, and mark with a “Complete, Miss, or Skip”

Tap the  to add comments/journal notes.



To achieve Gold for any month, you must add comments to each “Success” mark.

My Habits Add

ALL HABITS 100%

Physical Challenge
Streak: +1 | Overall: 100% | Private

Sa Su **Mo** Tu We Th **Fr**
TODAY

← **My Habits** 📊 Edit

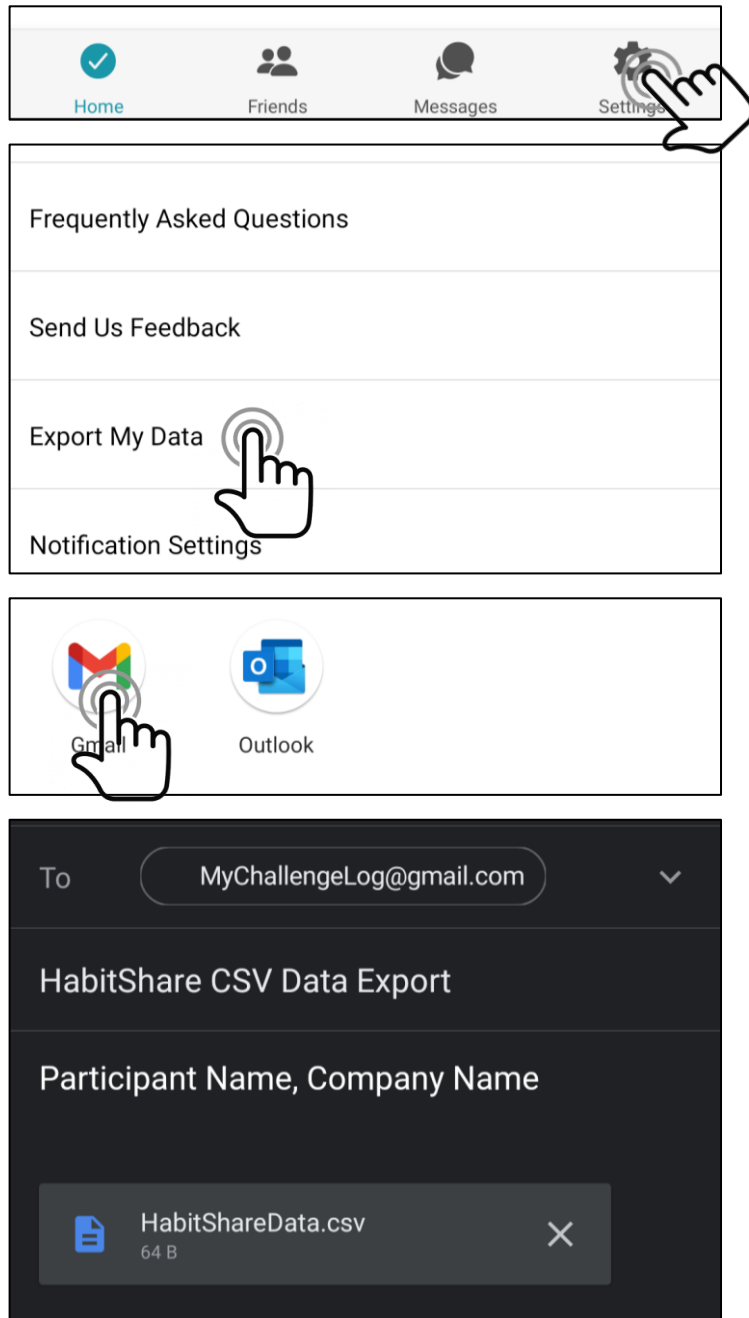
Physical Challenge ▼
Streak: +1 | Overall: 100% | Private

← January 2021 →

SU	MO	TU	WE	TH	FR	SA
27	28	29	30	31	1	2
3	4	5	6	7	8	9
10	11	12	13	14	15	16
17	18	19	20	21	22	23
24	25	26	27	28	29	30
31	1	2	3	4	5	6

At any point in the month, you can view your progress in more detail.

Just tap the NAME of your challenge for an expanded view!



At the end of the month, it's check-in time!

Click on the “Settings” gear on the bottom of the main screen.

Select “Export My Data”.

Email your progress to:

MyChallengeLog@gmail.com

Include your Name and Company with your submission.



Simply Strong >

Public group · 3 Members

A horizontal row of interactive elements. On the left is a blurred profile picture. To its right is a green button with a white plus sign and the text '+ Invite'. Below these are five rounded rectangular buttons: 'Watch Party', 'Photos', 'Events', 'Files', and 'Albums' (partially visible).

A horizontal row of options for creating a post. It starts with a blurred profile picture, followed by a large rounded rectangular button with the text 'Create a public post...'. Below this button are three smaller options: 'Live' with a red camera icon, 'Photo' with a green camera icon, and 'Room' with a purple camera icon. A hand cursor icon is positioned over the 'Room' option.

Share your progress on our Facebook Group!

Take a screenshot of your progress, post a picture/video of your challenge, and share ideas with the community!